



District Report Card: 2017


State: Andhra Pradesh	District: Kurnool
Class: 5	Subject: Language
Schools: 61	Students: 1052


Participation/Coverage


Students

<div>GENDER</div> <div></div>	Boys				Girls			
	Number		%		Number		%	
	508		48.29		544		51.71	

<div>AREA</div> <div></div>	Rural				Urban			
	Number		%		Number		%	
	923		87.74		129		12.26	

<div>CATEGORY</div> <div></div>	SC		ST		OBC		GEN	
	Number	%	Number	%	Number	%	Number	%
	249	23.67	8	0.76	729	69.30	66	6.27

<div>CWSN</div> <div></div>	LD	VI	HI	S&LD	ID	Oth
	1	3	1	4	3	0

<div>Management</div> <div></div>	Government			Government-aided		
	Number		%	Number		%
	978		92.97	74		7.03

Average Performance of Students in Language (%)

Overall	Gender		Area		Management		Social Group			
	Male	Female	Rural	Urban	Govt.	Aided	SC	ST	OBC	GEN
66.56	64.65	68.35	65.69	72.76	66.77	63.78	67.42	52.50	66.25	68.48

Performance on Learning Outcomes (LOs)

Learning Outcomes	Description	Average Performance(%)
L504	Reads and comprehends independently storybooks, news items/ headlines, advertisements etc.	63.86
L508	Reads text with comprehension, locates details and sequence of events	67.91

Range of Performance of Students who Answered Correctly							
Below 30%		30% - 50%		50% - 75%		Above 75%	
Number	%	Number	%	Number	%	Number	%
102	9.70	165	15.68	345	32.79	440	41.83

Lowest Performing Learning Outcomes (LOs)

- 1 - Reads and comprehends independently storybooks, news items/ headlines, advertisements etc. (63.86)
- 2 - Reads text with comprehension, locates details and sequence of events (67.91)